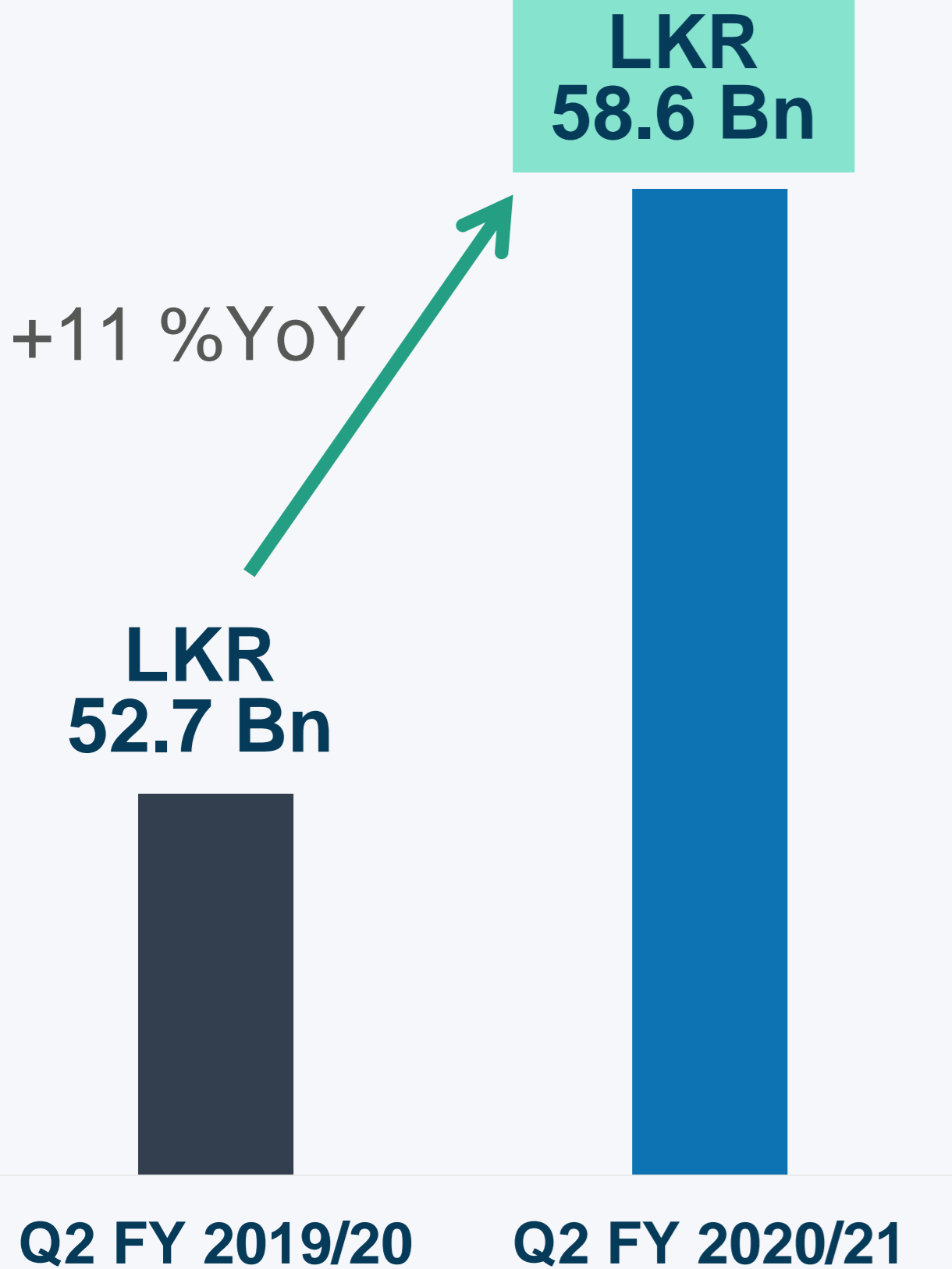




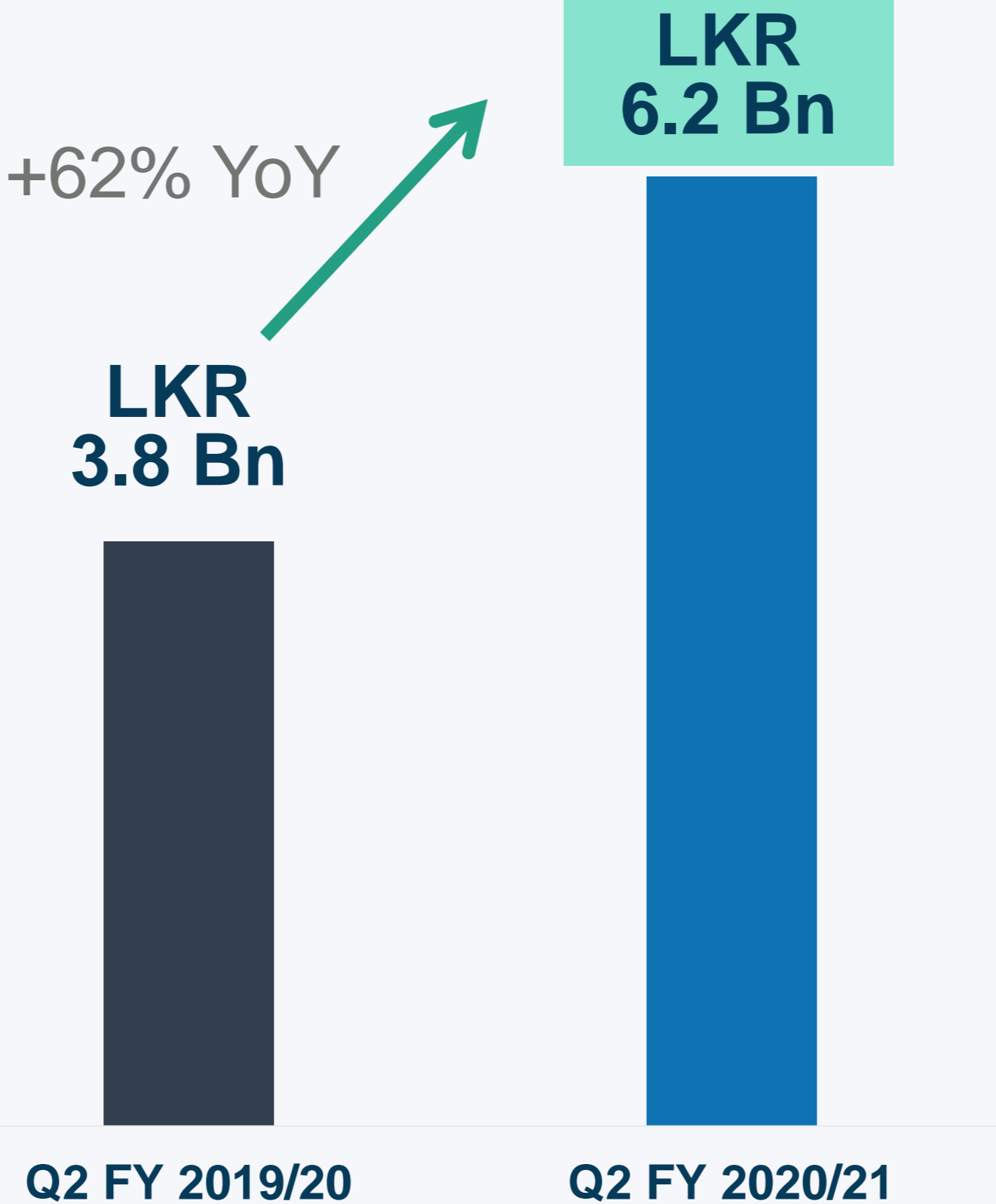
Hayleys PLC Performance – 1H FY 2020/21

Hayleys PLC – 2Q FY 2020/21 Performance Review

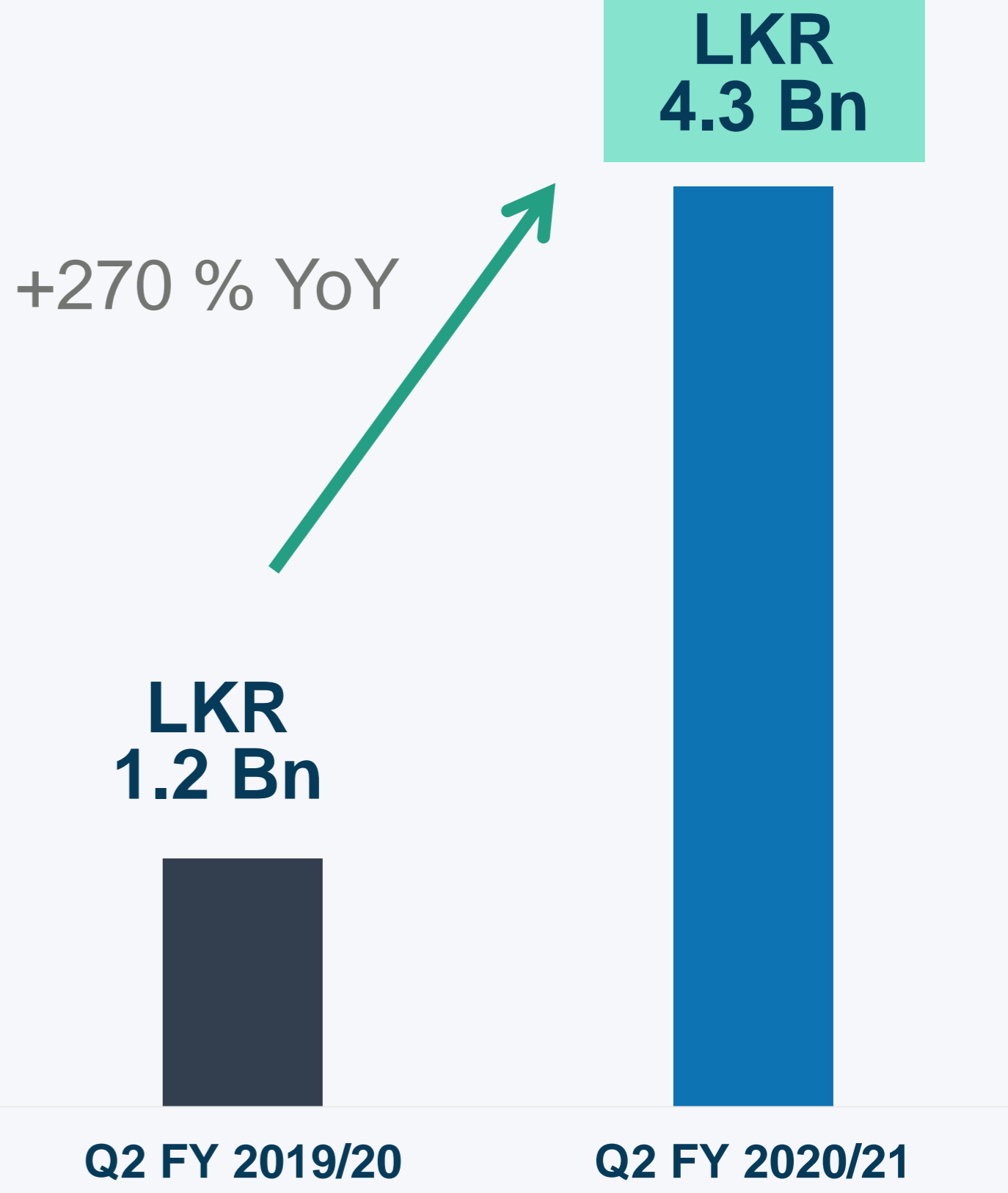
Revenue



Operating Profit



Profit Before Tax



Hayleys PLC – Sector Turnover

	1H FY 2019/20	1H FY 2020/21	% change	
Hand protection	8,622	12,786	48%	↑
Agriculture	5,476	7,254	32%	↑
Eco solutions	3,098	3,538	14%	↑
Plantations	6,646	7,466	12%	↑
Consumer & Retail	31,077	33,339	7%	↑
Purification	11,310	11,879	5%	↑
Textiles	6,781	7,104	5%	↑
Consturction material	2,343	2,294	-2%	↓
Power & Energy	1,023	779	-24%	↓
Others	2,276	1,722	-24%	↓
Industry Inputs	2,504	1,840	-27%	↓
Transportation &...	22,328	16,337	-27%	↓
Leisure	1,892	556	-71%	↓

All figures in LKR Mn

Hayleys PLC – Sector Operating Profit

	1H FY 2019/20	1H FY 2020/21	% Change
Plantations	13	601	>100%
Hand protection	599	2,282	>100%
Purification	1,046	2,437	>100%
Others	569	1,017	79%
Consturction material	219	382	75%
Agriculture	433	673	55%
Consumer & Retail	1,912	2,264	18%
Textiles	479	526	10%
Eco solutions	272	198	-27%
Industry Inputs	166	120	-28%
Power & Energy	705	476	-33%
Transportation & Logisitics	1,395	871	-38%
Leisure	(373)	(975)	>100%



All figures in LKR Mn